



Office for  
Statistics Regulation

**Systemic Review Programme**

# **Use of statistics in public discourse: the example of policing statistics**

March 2019

## **Office for Statistics Regulation**

We provide independent regulation of official statistics produced in the UK. Statistics are an essential public asset. We aim to enhance public confidence in the trustworthiness, quality and value of statistics produced by government.

We do this by setting the standards they must meet in the [Code of Practice for Statistics](#). We ensure that producers of official statistics uphold these standards by conducting assessments against the Code. Those which meet the standards are given National Statistics status, indicating that they meet the highest standards of trustworthiness, quality and value. We also report publicly on system-wide issues and on the way statistics are being used, celebrating when the standards are upheld and challenging publicly when they are not.

## **Acknowledgements**

We would like to thank all the individuals and organisations that gave up their time to contribute to this Review as we gathered information and tested the ideas presented here. Their details are listed in [Annex 3](#).

# Contents

Introducing the review .....	3
What we found .....	5
Public dialogue .....	5
Statistics and data on policing .....	6
The potential to enhance public dialogue.....	9
Next steps.....	10
Annex 1: Policing .....	11
Demand for local policing .....	11
Changes to society and crime and what they mean for policing.....	12
Annex 2: Published statistics and data about policing .....	14
Annex 3: Organisations that contributed to this review .....	16
Annex 4: Our review on a page.....	17

# Foreword by the Director General for Regulation

At the Office for Statistics Regulation, we are increasingly interested in the use of statistics and data in public discourse.

Crime and policing are never far from the public eye. Whether it's the overall levels of crime; the changing nature of criminal activity; or, as recently, whether there is a relationship between high harm incidents like knife crimes and levels of policing, these issues are a regular part of the public conversation.

For this reason, we chose policing as the subject of our first review examining statistics in public discourse.

We recognise that not everyone is likely to undertake a close study of statistics and data produced by government. Nevertheless, many people are consumers of statistics and data on policing, particularly as they are interpreted and presented by public figures and through the media.

Official statistics produced by a wide range of producers across the UK already do a good job of describing various aspects of policing and crime. Various statistics are available, accessible and produced to a reasonable quality. This system of crime and policing statistics may well be the envy of other countries.

But we are ambitious for the role of statistics. We want them to add more value – to inform public understanding about more aspects of policing.

That is the purpose of this report. Not to criticise the police or producers of statistics. But to set an ambition: that statistics can build on what's already produced to inform a better public conversation about policing.

And the report is not a final word on this topic – it is more our first exploration of a very difficult set of challenges facing producers of statistics.

We hope that the report sends a strong signal that use of statistics and data to support public discourse is an important indicator of their value. Recognising this is the first step to improving the contribution of statistics and data to public understanding of the police, and avoiding the triple challenges of misunderstanding, misstatement and misleading use of statistics.



Ed Humpherson

Director General for Regulation

# Introducing the review

- 1.1. The [Code of Practice for Statistics](#) is clear that statistics add value when they support society's need for information. Our interest in the importance of statistics and data in public discourse reflects that fundamental idea.
- 1.2. We are at the beginning of our work to encourage an increased role for statistics in public discourse. Our choice of policing as a topic through which to explore this idea recognises that policing and crime are never far from the public's interest, and that recently, in some parts of Britain at least, these appear to have become more of a public concern.

'Value means that statistics and data...support understanding of important issues'  
*Code of Practice for Statistics*

[Ipsos Mori's Issues Index – 2018 in review](#), shows how crime and law and order was of increasing public concern in Britain in 2018 compared with 2017; it was listed third equal with immigration (both 19%), behind Brexit (53%) and the NHS (45%). Concern peaked during 2018 in the November monthly index (28%). Concern about crime and law and order in 2018 was higher in London (24%) and the north of England (22%) than in Scotland (13%) and Wales (12%).

- 1.3. We launched our [review of the value of policing statistics to public dialogue](#) in 2018. We set out to consider how well statistics and data support the public's understanding of policing in the UK. We wanted to explore whether current statistics and data sufficiently inform the public about policing. If this is not the case, the public's view of police work would not reflect the breadth of what the police do. Our review focuses on use of statistics and data in discourse in the public space, primarily conducted through intermediaries such as media outlets. It may include direct dialogue with the public initiated by elected representatives, for example where speeches or press releases are reported in the media.
- 1.4. We are publishing the results of the review in two phases. The first phase covers discussions with more than 40 people in 27 organisations who could help to answer the research questions that are shown in [Annex 4](#). These included individuals in: official statistics producer organisations; police forces and a national law enforcement agency; police oversight and scrutiny bodies; policymakers in Government; a policing think tank and universities; a parliamentary library and an information centre; and media outlets ([Annex 3](#)). We supplemented the discussions by attending events and researching published articles and reports.
- 1.5. The second part of the review is an analysis of local and national print and mainstream online media stories over the past year. We are experimenting with web scraping and free text analysis techniques for this analysis. It should build on our current understanding of the topics that are driving public discourse about policing and identify if, and how, statistics are used to inform those stories. It is intended to illustrate whether media stories draw on available statistics to highlight potential gaps and show how public conversations have changed throughout the year. If successful, it will improve the evidence base for public discourse about policing across the UK. We expect to publish the results in early summer.
- 1.6. In this first phase, we explored perceptions of public discourse about policing; how well statistics describe policing; and what might prevent statistics from better informing public understanding. During our discussions, we found out about policing structures and activities


and current demands placed on the police. [Annex 1](#) includes brief details about policing that are most relevant to this review. We also identified what official and other statistics were available (listed in [Annex 2](#)). [Annex 4](#) summarises our review on a page.

- 1.7. This paper is designed as a think-piece to raise awareness of the need to inform public understanding of policing. We wrote it as a short, accessible paper to increase its potential reach, in preference to writing a highly technical report that would have more appeal to a specialist audience. It reflects our expectation that several types of organisations with different expertise need to work together for policing statistics to better inform public conversations. Based on what we heard in our discussions, we see this as a long-term goal that is not necessarily quick or easy to achieve and, in consequence, we have not set out detailed recommendations or been prescriptive about how the public should be better informed about policing, or by whom.
- 1.8. We made several very deliberate choices about the nature of this review. We did not, for example, set out to answer, definitively, what questions the public have about the police that statistics could help with; neither did we set out to produce a definitive study of the nature of policing, although we were given a lot of valuable information on policing that formed the backdrop to this review, for which we are very grateful.
- 1.9. Our focus is firmly on statistics. Typically, members of the public are unlikely to use policing statistics directly to make decisions. They are more likely to encounter statistics about policing and crime in a public conversation that is mediated by journalists. Statistics used in that conversation, and even their absence, may still influence members of the public. For example, it has been well documented that a fear of being a victim of crime may affect an individuals' behaviour. Judgements made by individuals for example when asked to contribute to decisions about priorities, such as how police are deployed locally, may also be affected.

# What we found

## Public dialogue

- 2.1. The interviews and research we carried out in phase one of the review suggest that policing statistics and data do not fully inform the public across the UK about current demands on the police, and how these demands are balanced in the light of available resources.
- 2.2. A strong consensus emerged from our discussions that the public does not have a good understanding of what the police do and how policing is changing, and needs to change, in response to changes in society and to crime. One likely reason for this was said to be because most people do not have direct contact with the police. Fictional representations that do not reflect the reality or range of policing were also identified as helping to reinforce an out-of-date view of police work. We also heard a view that public dialogue about policing continues to reflect the nature of crime and the proximity of victims and perpetrators, and the consequences of these for policing, that was more prevalent in the last century.



'Users of statistics and data should be at the centre of statistical production'  
*Code of Practice for Statistics*

Recent research commissioned by Her Majesty's Inspectorate of Constabulary Fire and Rescue Services (HMICFRS) estimated that 60% of adults had no direct contact with the police in the last year. The study estimated that 10% of adults had contact because they were a victim of a crime or anti-social behaviour and 11% because they were a witness to one or other of these.

Research in one police force carried out by Dr Sarah Charman from the Institute of Criminal Justice Studies, Portsmouth University, explored the perceptions that 98 new police recruits had of their role and how these changed over four years. Over that period, the research identified a shift from seeing the role as concerned with a mixture of fighting crime and broad public protection, which was prevalent among recruits soon after joining, to one that is focused on safeguarding vulnerable people.

- 2.3. We heard different perspectives on the influence of media stories on the public's view of policing. In one view, media stories focus on individual experiences of crime or of contact with the police. Several of those we spoke to agree on the need for better statistics and data about policing to inform media stories and through them, the public, though we also heard caution that the existing statistics and data can be used by those generating stories to support or illustrate a particular view. The small number of journalists we spoke to were all interested to use statistics to evidence their stories and told us that the statistical evidence they would like to be able to use was not always readily available.

### Recent media-led public debate

- 2.4. In phase one, our understanding of media stories comes from ongoing media scanning and from the knowledge of others we spoke to in this phase. Our separate media analysis, that we will publish in phase 2, will give more information about public discourse on policing.
- 2.5. Based on what we have observed, recent public conversations about policing in England and Wales has often been linked to real, or perceived, increases in crime, especially violent crime.

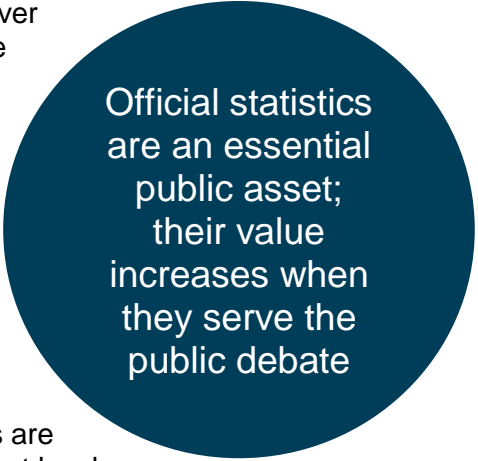
It has included perceived cause and effect of reducing resources on rising crime, for example, the ongoing debate about increases in crimes involving knives and the very recent focus on a link to reductions in police numbers. Other examples of stories include police not investigating certain types of crime or rationing their time; police response to rises in high profile crimes; and use of police tactics like stop and search.

- 2.6. Similar rises in some types of crime have not yet been reported in Scotland or Northern Ireland. In Northern Ireland, we were told that one topic for recent ongoing debate has been about historic crimes committed during the Troubles and the balance of prosecutions related to deaths in each community. Other topics related to policing appearing in the media recently include resource implications of exiting the EU, paramilitary style attacks and use of police powers, specifically stop and search.
- 2.7. In Scotland, we heard that media stories have recently included the issue of local versus centralised control including the closure of local police stations. It is part of an ongoing theme about Police Scotland that has also covered organisational issues such as the failure of a project to bring together separate IT systems into one and the management style of a previous Chief Constable. Most recently the postponement of the transfer of powers from British Transport Police to Police Scotland also featured in the news.

## Statistics and data on policing

### Official Statistics

- 2.8. Existing official statistics about policing have value as they cover areas of police activity that are likely to be of interest to a wide audience, and especially to policymakers. At the same time, the picture we have built up in phase one of the review is that, in all parts of the UK, official statistics do not cover all police activity and, as a result, do not adequately inform public understanding of policing.
- 2.9. Several official statistics focus on the crime investigation element of local policing, including the crimes that local police forces record. The narrative for those statistics tells the story about crime and how it is changing, which itself is of interest to the public. In our experience, media stories about crime can also cover elements of policing such as how crimes are policed or how resources are deployed. The data on crimes that local police forces record could also be used in a wider narrative about policing and how it adapts to changing circumstances.
- 2.10. Other official statistics published about policing include performance related statistics such as clear-up and outcomes, use of force and use of police powers related to terrorism; activity-based statistics such as drug seizures; and those related to resources including police numbers. The Home Office published [official statistics on police funding in England and Wales](#) for the first time in July 2018. [Annex 2](#) lists statistics about policing published by the main official statistics producers and selected statistics published by other organisations.



Official statistics  
are an essential  
public asset;  
their value  
increases when  
they serve the  
public debate



Official statistics producers:

- [The Home Office](#) is primarily responsible for publishing official statistics about the 43 local police forces across England and Wales and, in the case of terrorism-related police work, across Great Britain; [ONS](#) publishes official statistics about the crimes local police forces record
- In Scotland, [Scottish Government](#) is the official statistics producer of policing statistics. Police Scotland does not yet produce official statistics, although we understand they are working towards doing so
- The [Police Service of Northern Ireland \(PSNI\)](#) is responsible for publishing official statistics about policing in Northern Ireland; within PSNI statisticians seconded from the [Northern Ireland Statistics and Research Agency](#) fulfil a substantial part of that role

### Other organisations that publish statistics and data on policing

- 2.11. Based on our discussions, official statistics only tell part of the story of policing. Given the challenges we heard about such as data availability and quality, and limited resources, we recognise that this will continue to be the case for some time. Consequently, we suggest there is a need to draw on other statistics and data, where available, to better inform public understanding about demands on the police such as those related to preventing harm and protecting vulnerable people and how crime fighting is changing. [Annex 2](#) lists some other available statistics and data on policing.
- 2.12. National law enforcement agencies publish some statistics and data about their respective areas of policing. This includes for example, the [National Crime Agency \(NCA\)](#), covering serious and organised crime across the UK, and [British Transport Police](#). In [Crime Statistics in England and Wales](#), ONS publishes statistics on computer misuse and fraud using data supplied to the [National Fraud Intelligence Bureau \(NFIB\)](#) by others including bodies such as the [Credit Industry Fraud Avoidance System \(CIFAS\)](#), and with [Action Fraud](#). [Police Scotland](#) publishes some, limited, management information about its activity and performance. [Annex 1](#) gives more details about NCA, NFIB and Action Fraud.
- 2.13. Auditors and inspectorates that cover the different parts of the UK collect their own data from police forces to populate their reports. We heard how the data they compile from police sources are not always consistently available and that the quality of data collected can vary. One potentially useful initiative in England and Wales, led by HMICFRS, is the development of [Force Management Statements](#), which were first piloted in 2018. We understand that HMICFRS intends that force management statements will be fully developed by 2020. If this initiative is successful, and if force management statements are consistent, they have the potential to be a useful tool to help inform the public about local policing in each area. A report that combined data from all forces would give a national picture and provide insights that individual force data may not draw out.

Force Management Statements in England and Wales include information on:

- Responding to the public
- Protecting vulnerable people
- Managing serious and organised crime
- Wellbeing
- Finance
- Prevention and deterrence
- Monitoring offenders
- Major events
- ICT and Information management
- Collaborations

A small number of police forces have published their Force Management Statements to date, including [Lincolnshire Police](#), [the Metropolitan Police](#), [Kent Police](#) and [West Mercia](#).

### Local police data

- 2.14. Police leaders across the UK told us that they are doing more to understand demand on the police. Some police leaders in England and Wales suggested that, in the drive to remove targets that were shown to have a distortive effect, they had also moved away from measuring performance and demand. We also heard a view that, rather than simply measuring performance, what was needed in the future was a more rounded analysis of police work and its impact.

The Mayor's Office for Policing and Crime (MOPAC) sets the direction and budget for the Metropolitan Police Service on behalf of the London Mayor. It publishes a variety of [statistics and data about crime and policing in London](#).

- 2.15. In our view, it is unlikely that comprehensive, high-quality data on police demand will be available quickly across any part of the UK. While there are established systems to record crime, and these are subject to external audit, we were told that police forces do not have the systems to collect data on some other elements of policing. There are gaps in data on non-crime related incidents that form a large part of reactive demand and in data about proactive prevention and protection work. We heard that several police forces do not have reliable, up-to-date data on how resource intensive different types of incidents and crimes are to investigate.
- 2.16. Not all data on police are collected on a consistent basis in England and Wales across the 43 local police forces, which have autonomy over systems and some of the data they collect. Systems in the eight former police forces that amalgamated into Police Scotland have not yet been brought together and are not always consistent.

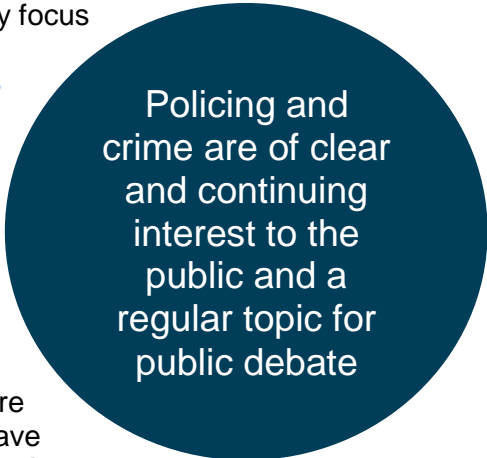
### Accessing statistics and data through freedom of information requests

- 2.17. During our review, we heard differing views about the use of freedom of information (FOI) requests to access data on policing. We heard from the journalists we spoke to about how they had used FOI requests to gain access to statistics and data that were not published routinely and we saw examples of how FOI requests have varying success depending on data availability within police forces. We also heard from some official statistics producers that, in their experience, some journalists can resort to FOI requests as a matter of course, without checking published data.
- 2.18. We have not investigated FOI requests in detail in this review. Journalists and other intermediaries are influential users who mediate the public conversation. As the Code outlines, the needs of users should be understood, their views sought and acted on, and their use of statistics supported. Where official statistics producers receive FOI requests, including from

journalists, we would expect them to consider the case for publishing the requested statistics as a matter of course.

## The potential to enhance public dialogue

- 2.19. Producers of official policing statistics across the UK currently focus on policy needs or on developing statistics to better meet existing user needs; see for example, [Scottish Government's Justice Analytical Services Analytical Programme for 2018-19](#). They focus less on developing statistics that would support better public understanding and some producer organisations told us they are constrained in the amount of resource they would have available to do this.
- 2.20. Other obstacles exist to informing the public about policing. Data are not currently available about some aspects of police work and where data are available, it may not be of sufficient quality to publish as official statistics. Where data are not collected, official statistics producers may not currently have influence over those responsible for developing data collection in police forces.
- 2.21. While publishing statistics and data that support the needs of policymakers in the various jurisdictions is an important function carried out by official statistics producers, the need to inform the public about policing is not being met in a coherent way. Presenting a coherent picture of policing to the public through statistics is a significant undertaking and there are many obstacles to overcome.
- 2.22. [The Code of Practice for Statistics](#) underlines that, to have value, statistics must remain relevant and support understanding of important issues. For this reason, we think that official statistics producers should take the lead to ensure public dialogue is properly informed by statistics and data on policing. To be clear, given the resource constraints we heard about, we do not expect official statistics producers to publish all policing statistics themselves or that all statistics should be published as official statistics as a matter of course. Official statistics producers might, for example, support other organisations who are working towards developing more coherent statistics on policing and encourage their voluntary adoption of the Code; or they might work to increase their voice as data collection systems are developed; or develop their understanding of public discourse about the police to better understand needs.
- 2.23. We see this as an opportunity for official statistics producers to present the case for changing policing statistics to better support public understanding. NISRA told us it is encouraging individual official statistics producers to improve statistics on crime, justice and the police for Northern Ireland. Without support from official statistics producers, we expect that police forces and representative bodies will struggle to develop coherent statistics for England, Wales and Scotland that reflect policing in the real world and support informed public dialogue about the police.



Policing and crime are of clear and continuing interest to the public and a regular topic for public debate

# Next steps

- 3.1. Our vision is for coherent statistics in each of the four UK administrations that tell the public about policing and better inform their decisions and judgments. To achieve this, our vision for data collected about the police is that local data are comparable and consistent and that, taken in the round, data captures a more complete picture of police work.
- 3.2. The value of policing statistics to the public debate could be improved. We need to raise awareness of why it is important to do this. There are various reasons why it might be difficult to achieve. Nevertheless, there is an opportunity for official statistics producers in each of the administrations to join with others to ensure statistical needs are considered as they plan and introduce improvements to data and statistics.
- 3.3. During our initial conversations and research, most of those we spoke to felt that the public did not have an up-to-date picture of policing. We were encouraged by the common view, expressed by many of the organisations we spoke to, of the need to improve statistics and data about the police. That consensus should provide a strong foundation from which the necessary improvements can begin to be made.
- 3.4. There is an opportunity for official statistics producers in each of the administrations to join with others who collect and compile data, or who produce statistics that contribute to the picture of policing. Different organisations have different reasons for wanting to see improvements in policing statistics and data, such as for operational reasons or to enable scrutiny and oversight. Official statistics producers have important advisory and advocacy roles to make sure statistical needs are considered as other organisations plan and introduce improvements to statistics and data.
- 3.5. For our part, we will continue our work to raise awareness of the need for statistics to inform public dialogue about policing. We will support official statistics producers as they start to develop their understanding of the public's interest in policing that statistics can inform. We will also encourage organisations who do not produce official statistics, but who produce statistics and data that can inform public understanding about policing, to voluntarily adopt the Code of Practice for Statistics and the framework of trustworthiness, quality and value that is at its core.
- 3.6. As we continue to advocate the use of statistics in public dialogue, we want to continue the discussions we started in this review and welcome others to join the conversation.



Our ambition is  
for policing  
statistics to  
inform a better  
public  
conversation  
about policing

# Annex 1: Policing

- A1.1 Our review recognises that, reflecting changes in society and to crime, policing is changing through the challenges and opportunities presented by technology; the mix of crimes that police deal with; the many non-crime related demands on police time and the complex problems they come across that need multi-agency responses.
- A1.2 This annex gives a brief overview of policing and how it is changing, to illustrate some of the areas that are not routinely captured by published statistics. It includes just a fraction of the valuable information about policing we found during our investigations. We learnt about the changes through listening to police leaders and others with insight into policing and demands made on the police, and through published information. We have used what we learnt to inform our views of how well existing statistics reflect policing today. In summary, policing involves investigating crime; preventing harm and protecting vulnerable people.

## Long term strategies for policing:

Reflecting that policing continues to need to adapt to a changing environment, long term strategies have been published for policing in Scotland, and in England and Wales. [Policing Vision 2025](#) is a 10-year strategy for the 43 police forces in England and Wales, published jointly by the National Police Chief's Council and Association of Police and Crime Commissioners. [Policing 2026: Serving a Changing Scotland](#), similarly, is a 10-year strategy for Scotland published jointly by Police Scotland and the Scottish Police Authority. While the strategies are presented differently, they reflect similar changes to the respective environments and set out similar aspirations in areas such as local policing; specialist capabilities; a motivated and diverse workforce; digital policing; and partnership working.

## Demand for local policing

- A1.3 Demand for local policing is often reactive. Reactive demand mostly arises through 999 or 101 calls where the public report a mixture of crime and non-crime related incidents; the latter often reflecting the view of policing as a service of last resort. There are few statistics that illuminate demand and police activity. The College of Policing's 2015 one-off analysis of demand in England and Wales found that the majority (83%) of calls involved non-crime related incidents. Demand analysis for Scotland's 10-year policing strategy identified that only one in five incidents attended by police led to a crime being recorded.
- A1.4 Calls or incidents may lead to prevention and protection work such as dealing with missing persons, who may be children and young adults in care, older people with dementia, or people with mental health problems in need of crisis care. At the time of developing Scotland's 10-year strategy for policing, Police Scotland said it was dealing with more than 30,000 incidents of missing persons a year. On an average day in 2017-18 PSNI says it was looking for 35 missing people, of whom half were missing from hospital or a children's home.

The College of Policing's 2015 analysis of demand in England and Wales, is, as far as we are aware, the most comprehensive attempt to date to assess overall demand on local police forces. We heard that updated work is being carried out to support the bid for police funding in England and Wales as part of the UK government's spending review for government departments in 2019. As with the 2015 study, we were told that it is hampered by a lack of availability, consistency and quality of data across the 43 forces. Police Scotland previously carried out demand analysis as part of developing [Scotland's 10-year strategy for policing](#). In Northern Ireland, [PSNI published a demand wheel in its Annual Report and Accounts for year ending March 2018](#).

- A1.4 Local demand also comes from working in partnership with other agencies and third sector organisations on prevention and protection. Some of this is statutory such as, in England and Wales, Multi-Agency Public Protection Arrangements covering sexual and violent offenders; the 2015 College of Policing study estimated this typically might involve managing around 1,100 such offenders. Another example is ongoing work arising from children subject to Child Protection Plans; estimated by the College of Policing to involve around 1,000 children and young adults in England and Wales.
- A1.5 Examples of non-statutory partnership working include formal arrangements such as Multi-Agency Risk Assessment Conferences (MARACs) about high risk victims of domestic abuse. The College of Policing study reported there were 68,373 cases seen at MARACs in year ending March 2013 in England and Wales. In Northern Ireland, PSNI reported it participated in 1,437 MARACs in year ending March 2018.
- A1.6 Less formal arrangements involve working with other agencies and communities on crime prevention for example to divert potential gang members or protect vulnerable children from sexual exploitation.

## Changes to society and crime and what they mean for policing

- A1.7 In our discussions, we heard that changes to society, such as the growth of online activity and social media use, have led to growth in crimes such as fraud and sexual exploitation and the separation of victims and perpetrators, who may be located overseas. We heard how some aspects of policing are co-ordinated regionally or nationally to reflect this and were told of the need for different methods of investigation and specialist skills. Response may still involve local as well as national law enforcement agencies and this local involvement might range from victim support to arresting suspects. The work that is led by national agencies often involves proactive policing rather than responding to calls from the public and deals with crimes that, typically, are not well reported to local police.



The [National Crime Agency's](#) (NCA) role is to disrupt and bring to justice to those serious and organised criminals who present the highest risk to the UK. The threats to the UK from organised crime include, among other things: cybercrime; economic crime including fraud and money laundering; human trafficking; people smuggling; illegal drugs and counterfeiting and piracy of goods. NCA work with police forces across the UK and internationally.

The [City of London Police](#) is the UK's policing lead for Fraud. Its [National Fraud Intelligence Bureau](#) (NFIB) identifies serial offenders, organised crime gangs and established and emerging types of fraud. It works with law enforcement officers, including the police, to catch criminals and works with others, including from industry and government to alert society to fraud threats. [Action Fraud](#) is the UK's national reporting centre for fraud and cybercrime. The service is run by the City of London Police working alongside NFIB; NFIB is responsible for assessment of the Action Fraud's fraud reports and assigning them to appropriate organisations for action.

A1.8 In addition to working with national agencies, the types of crimes people report to local police forces, and the mix of what police investigate locally have both changed. Police leaders told us that local police forces now have a stronger focus on investigating crimes such as domestic abuse and sexual crimes including rape, as attitudes have changed, new laws have been introduced and more people have come forward to report them. They said that these crimes typically are more complex and take more time to investigate due for example to volumes of online evidence, specialist work with victims and the difficulty in establishing innocence or guilt.

# Annex 2: Published statistics and data about policing

Statistics published by official statistics producers: Home Office & ONS (England and Wales); PSNI<sup>1</sup> (Northern Ireland); Scottish Government (Scotland) – unless indicated

	England and Wales <sup>2</sup>	Scotland	Northern Ireland
Crime / incidents <sup>3</sup>	Crime in England and Wales (ONS)	Recorded crime in Scotland	Police recorded crime statistics
	Crime outcomes in England and Wales	<i>(includes clear up rates)</i>	Outcomes of crimes recorded by the police in Northern Ireland
Police activity	Seizures of drugs in England and Wales	Drug seizures and offender characteristics	Drug seizures and arrests
	Football related arrests	n/a	n/a
	Firearm and shotgun certificates	<i>(produced by Police Scotland – see below)</i>	n/a
	Reported road accidents in Great Britain (DFT) Police recorded road accidents (Wales) (Welsh Government)	Reported road casualties Scotland (Transport Scotland)	Police recorded injury road traffic collision
Police tactics / powers and procedures	Police use of force statistics; Police powers and procedures	n/a	Police use of force; Police and criminal evidence (PACE) order statistics Stop and search statistics
	Operation of police powers under terrorism act 2000: All of Britain (Home Office)		Security situation statistics Northern Ireland Northern Ireland NI Terrorism Legislation Annual Statistics (Northern Ireland Office)
Police resources	Police workforce statistics: England and Wales	Police officer quarterly strength statistics	Strength of police service statistics
	Police funding for England and Wales	n/a	n/a



Selected publications by other organisations: National Crime Agency; British Transport Police and Police Scotland

	England and Wales	Scotland	Northern Ireland
National Crime Agency	Suspicious activity reports <sup>4</sup>		
	European arrest warrant statistics		
	Modern slavery and human trafficking: national referral mechanism statistics		
British Transport Police	Statistical bulletin <sup>5</sup>		
Police Scotland		Management information quarterly report <sup>6</sup>	
		Management information call handling	
		Firearms certificates bulletin	

**Notes:**

<sup>1</sup> Not all statistics published by PSNI and listed here are published as official statistics

<sup>2</sup> Data and statistics may be available separately for the four police forces in Wales, but statistics for Wales are not typically published separately from those for England

<sup>3</sup> Police recorded crime statistics are also included in separate reports about specific types of crimes or incidents

<sup>4</sup> A suspicious activity report is a piece of information which alerts law enforcement that certain client or customer activity is in some way suspicious and might indicate money laundering or terrorist financing

<sup>5</sup> Includes statistics on crimes, performance and police numbers

<sup>6</sup> Includes statistics on performance against the Scottish Police Authority's performance framework

**Official Statistics Producers – links to policing statistics:**

Home Office: <https://www.gov.uk/government/collections/policing-statistics>;  
<https://www.gov.uk/government/collections/crime-outcomes-in-england-and-wales-statistics>

ONS: <https://www.ons.gov.uk/peoplepopulationandcommunity/crimeandjustice>

Police Service of Northern Ireland: <https://www.psni.police.uk/inside-psni/Statistics/>

Scottish Government: <https://www2.gov.scot/Topics/Statistics/Browse/Crime-Justice/Publications>

**Other organisations – links to policing statistics:**

National Crime Agency: <http://www.nationalcrimeagency.gov.uk/publications>

British Transport Police: [https://www.btp.police.uk/about\\_us/your\\_right\\_to\\_information/publications.aspx](https://www.btp.police.uk/about_us/your_right_to_information/publications.aspx)

Police Scotland: <http://www.scotland.police.uk/about-us/our-performance/>

# Annex 3: Organisations that contributed to this review

Over the course of the review we spoke to or received feedback from people in the organisations listed below.

Association of Police and Crime Commissioners  
Audit Scotland  
BBC  
Dundee University, School of Social Sciences  
Evening Standard  
Her Majesty's Inspectorate of Constabulary, Fire and Rescue Services  
Her Majesty's Inspectorate of Constabulary in Scotland  
Home Office  
House of Commons Library  
London Mayor's Office for Policing and Crime  
National Audit Office  
National Crime Agency  
National Police Chief's Council  
Northern Ireland Policing Board

Northern Ireland Statistics and Research Agency  
Office for National Statistics  
Police Foundation  
Police Ombudsman for Northern Ireland  
Police Scotland  
Police Service of Northern Ireland  
Portsmouth University, Institute of Criminal Justice Studies  
Queens University Belfast, School of Social Sciences  
Scottish Government  
Scottish Parliament Information Centre  
Scottish Police Authority  
Southampton University, Economic, Social and Political Sciences  
Welsh Government

# Annex 4: Our review on a page

Aim	To increase the value of statistics to public discourse on policing			
Desired impact	To achieve more coherent statistics that support the public's need for information about policing to help them make more informed decisions and judgements			
Our study	Our study investigates whether available statistics adequately reflect to the public what the police are doing, including how policing is changing and the effect this has on resource needs. In the absence of statistics that tell the story of policing coherently, the public's ability to make informed decisions and judgements will be impaired			
Our research questions	Policing and the demands that are placed on the police	Public discourse about the police	How well current statistics describe policing and serve the public debate	What might prevent statistics from better informing the public debate
Evidence gathering	Interviews with organisations with insight into policing and demands placed on the police	Ongoing scanning of media stories	Identification of published statistics	Interviews with statistics producers and decision makers in government
		Interviews with media outlets and others with a perspective on public discourse about the police		
	Review published reports and attending events	Media analysis (Phase 2)	Media analysis (Phase 2)	Interviews with police leaders and others with insight into police data
Our conclusions from Phase 1	The value of policing statistics to public discourse could be improved. We need to raise awareness of why it is important to do this. There are various reasons why it might be difficult to achieve. Nevertheless, there is an opportunity for official statistics producers in each of the administrations to join with others to ensure statistical needs are considered as they plan and introduce improvements to data and statistics			

Key:   Phase 2 activity that will be reported separately